

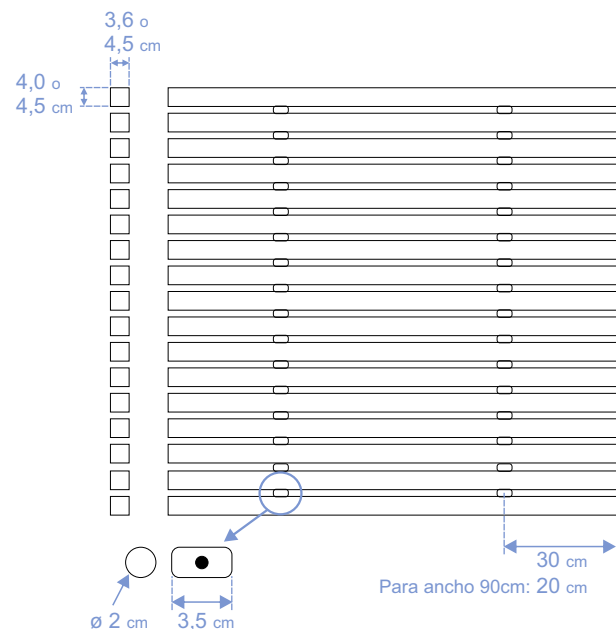


Datos técnicos

Maderas: Pino rojo cuperizado
Ipe
Cumaru

Casquillos: PVC 2 x 3.5 cm

Cuerda: Perlon 0.89 cm

Madera	Ref.	Dimensiones(cm)	m ²	Peso(kg)
Pino rojo cuperizado	6000	90 x 102	0.92	8.80
	6001	90 x 206	1.85	17.60
	6002	90 x 303	2.73	25.85
	6010	120 x 102	1.22	11.84
	6011	120 x 206	2.47	23.68
	6012	120 x 303	3.64	34.78
	6020	150 x 102	1.53	14.88
	6021	150 x 206	3.09	29.76
	6022	150 x 303	4.55	43.71
	6030	180 x 102	1.84	17.76
	6031	180 x 206	3.71	35.52
	6032	180 x 303	5.45	52.17
Ipe	6040	90 x 102	0.92	24.80
	6041	90 x 206	1.85	79.60
	6042	90 x 303	2.73	72.85
	6050	120 x 102	1.22	32.00
	6051	120 x 206	2.47	64.00
	6052	120 x 303	3.64	94.00
	6060	150 x 102	1.53	41.28
	6061	150 x 206	3.09	82.56
	6062	150 x 303	4.55	121.26
	6070	180 x 102	1.84	49.60
	6071	180 x 206	3.71	99.20
	6072	180 x 303	5.45	145.70



102 cm

90 cm 120 cm 150 cm 180 cm

Plegado

Pino rojo cup. Ref. 6000
lpe Ref. 6040

Pino rojo cup. Ref. 6010
lpe Ref. 6050

Pino rojo cup. Ref. 6020
lpe Ref. 6060

Pino rojo cup. Ref. 6030
lpe Ref. 6070

25 cm

206 cm

Pino rojo cup. Ref. 6001
lpe Ref. 6041

Pino rojo cup. Ref. 6011
lpe Ref. 6051

Pino rojo cup. Ref. 6021
lpe Ref. 6061

Pino rojo cup. Ref. 6031
lpe Ref. 6071

35 cm

303 cm

Pino rojo cup. Ref. 6002
lpe Ref. 6042

Pino rojo cup. Ref. 6012
lpe Ref. 6052

Pino rojo cup. Ref. 6022
lpe Ref. 6062

Pino rojo cup. Ref. 6032
lpe Ref. 6072

45 cm